

uploading
a screener
for the Marché
du Film Online _

「CINANDO」

Step #1 - Go to your MyData interface

The screenshot shows the CINANDO website interface. At the top, there's a navigation bar with the CINANDO logo, a search bar, and links to COMPANIES, PEOPLE, FILMS, FESTIVALS, and NEWS. Below the navigation bar, there's a large banner for the VS2022 VENTANA SUR festival in Buenos Aires, running from Nov 28 to Dec 2. A green button labeled "SEE MARKET" is visible. Below the banner, there's a section titled "Next Festivals" with a table listing upcoming events:

Festival	Location	Start Date	End Date
American Film Market (AFM) 2022	LOS ANGELES, USA	Nov 01	Nov 06
AFI FEST 2022	LOS ANGELES, USA	Nov 02	Nov 06
Französische Filmtage Tübingen 2022	TÜBINGEN, GERMANY	Nov 02	Nov 09
Cinemanía FF 2022	MONTREAL, CANADA	Nov 02	Nov 13

On the right side of the interface, there's a user profile menu for "Info C. CINANDO" with 3 more companies. The menu includes options like MY MESSAGES, MY LISTS, MY SEARCH FILTERS, MANAGE MY DATA, COMPANY, PROFILE, ACCOUNT, INVITATIONS MANAGER, SEND INVITES, SETTINGS, and SIGN OUT.

Log into www.cinando.com with your credentials (email + password).

Click on "Company" in the drop down menu to access your admin interface.

Step #2 - Create a new film page

My data
CINANDO

Info C.
ODANCI SALES

AccountCompanyStaffFilmsScreenersSubtitlesMarketsJobs

Films

View in Cinando

Film Highlights (8 max.)

CHILDREN

A NICE SUMMER

EVERYTHING YOU NEED TO KNOW ABOUT JUICE

ABOUT VANLIFE

All Films

Already in Cinando?

+ Copy

or

+ Add a new film

Filter byNew titles and archives

Filter by roleNone

Search in your films :Enter title

Picture	Title	Created	Status	Year	Role	
	A FESTIVAL ONLINE - PRESENTATION By Jerome PAILLARD	Jun 27, 2022	Completed	2016	Sales	
	A FESTIVAL ONLINE - PRESENTATION By Jerome PAILLARD	Jun 27, 2022	Completed	2016	Sales	
	A NICE SUMMER (UN BEL ÉTÉ) By Zola PFEIFFER	May 11, 2021	Completed	2021	Sales	
	ABOUT VANLIFE	May 11, 2021	Completed	2021	Sales	

Before uploading your screener, you first need to create a dedicated film profile (unless it's already done!).

1. In the navigation header, click 'Films' (you will be redirected to a page with the entire list of film pages associated with your company)
2. Click on '+ Add a new film' to start editing a new film page

To be able to upload a screener, please ensure to add the following information to your film profile:

- Genre, language, duration and director
- Logline and/or synopsis
- Landscape image or a poster

Step #3 - Check your screener credits

My dataCINANDO

Info C. ODANCI SALES

Account

Company

Staff

Films

Screenersv

Subtitlesv

Markets

Jobs

Subscription status

CINANDO ACCESS

Your ODANCI SALES subscription expires on May 31, 2023

Renew Subscription

Cinando Screeners pricing

More about Cinando Screeners

Cinando Screeners features have additional fees that can be paid through online micropayments. To use the aforementioned features, your company account must be credited. All designated administrators in your company will be able to use these credits. Price information is detailed below.

	Cost (VAT excl.)
HD	
6 months / initial subscription	6 € / file
1 year / initial subscription	9 € / file
6 months / subscription renewal	5 € / file
1 year / subscription renewal	8 € / file
Full-HD	
6 months / initial subscription	12 € / file
1 year / initial subscription	18 € / file
6 months / subscription renewal	10 € / file
1 year / subscription renewal	16 € / file
Full-HD with NexGuard Forensic Watermark by NAGRA	
1 year / initial subscription	299 € / file
1 year / subscription renewal	249 € / file

YOUR ODANCI SALES ACCOUNT BALANCE

4548.00 €

Add 50 € to your account


Add Screener Credits

1. Go to your Account page by clicking on 'Account' in the navigation header

2. Check your account balance located near the bottom of the page

If you don't have enough credits on your Cinando account to upload a screener, you can easily add credits.

Simply enter the amount (in €) you'd like to add to your account and click on 'Add Screener Credits' to proceed to the payment.

 Please note that the screener credits can be used by the whole company. Therefore, all staff accounts associated with your company who have admin rights will be able to use these credits.

Step #4 - Add your screener

back to

CINANDO

My data

CINANDO

Info C.

ODANCI SALES

Account

Company

Staff

Films

Screens

Subtitles

Markets

Jobs

Films

ABOUT VANLIFE

View in Cinando

Settings

Display as

Current film

Visible to

Everyone

Hide

No

Delete this film

Media

Thumbnails

Landscape

Poster

Cover

Other pictures

Documents

Trailers

Screener

Basic Information

English title *

ABOUT VANLIFE

Original title

Title in chinese characters

Role *

Sales

Sales

Media

All Rights

Territories

Film information

Status

Completed

Genre *

Documentary

Countries of production *

USA

Languages

ENGLISH

Year of production *

2021

Duration (in minutes)

120

Budget (M\$)

ISAN Number

0000-0006-1315-0000-W-0000-0000-F

EIDR Number

Log Line & Synopsis

Log line (EN)

Synopsis (EN)

- 1.Go back to your dedicated film page to upload your screener
- 2.In the Media section located in the left column of your film page, click '+ Add'

You will be redirected to a new page where the upload takes place!

Step #5 - Set the viewing rights for Cinando

First, you will be asked to set the viewing rights of your screener.

⚠ These are not the Marché du Film Online viewing rights. These will be only applied to Cinando.com

1. Start by selecting a contact manager for your screener.

☛ **The contact manager is the only person within the company who can receive screening requests by email and get notified when the screener expires.**

2. Choose who can access your screener on Cinando:

- All Cinando members
- Specific groups of users (buyers, sales agents, festival programmers, Europa Cinemas members)
- Available upon request only (requests that you can accept or deny)
- Available upon invitation only

Please Note: All screeners with an online market screening at Cannes will remain hidden on Cinando during the whole period of the Marché du Film.

3. Under 'Player Options', you can **disable playback navigation** and **enable playback speed change** for your viewers.

AccountCompanyStaffFilmsScreenersSubtitlesMarketsJobs

Screeners / ABOUT VANLIFEView in Cinando

ThumbnailsEdit

LandscapePoster

Cover

Screener Administration

This screener is currently not shared.

Basic InformationEdit

English titleABOUT VANLIFE

Original titleNone

LanguageENGLISH

Duration120 minutes

Log line

Lorem ipsum dolor sit amet, consectetur adipiscing elit. Fusce eget dapibus lectus, id imperdiet libero. Sed vitae urna ante. Aliquam erat volutpat.

Viewing rightsEdit

☒ Hide (On invitation only)

Grant direct access to all, or to specific groups

☐ All Cinando members

☐ Certified buyers

☐ Certified sales agents

☐ Certified festival programmers

☐ Europa Cinemas members

Press

☐ Grant direct access to certified journalists

Screening requests

☐ You allow all Cinando members not authorized directly to send you a request, which you can either accept or deny

Please note you will be able to send invitations immediately after the finalization of your upload. Invitations can be generated and sent in the dedicated page Send Invites in your administration interface (MyData).

Geo-blocking option

☐ Restrict access to countries where the film is listed as available

In order to activate this option, you first need to set the available countries in your film page. Kindly note that the restriction will apply to all above selected options (direct access screening requests).

Player options

☐ Disable playback navigation bar (and prevent viewers from seeking backward/forward and jumping directly to a specific time point)

☐ Enable playback speed change

Individual watermark display

☒ Static (permanently on the left edge of the video)

☐ Moving (in a different corner for 20 seconds at a time, every 15 minutes the corner used is changed)

Please note that all the above settings will be valid once the upload of your screener is finalized and only after you have validated the encoding. You will then be able to check and update your settings at anytime via Cinando. It is important to remember that your screener will not be displayed anywhere before your validation of the encoding.

Screener Upload

Please select a quality package

You got a free screener code for a video library

Please, before proceeding with the upload, make sure your video file is compliant to our technical requirements.

UploadScreener

Step #6 - Choose an individual watermark display

In the viewing rights, you can also choose between 2 types of individual watermark displays: either **static** or **moving**.

- Static: The user's name will be incorporated into your screener and visible at all times for maximum security.
- Moving: The user's name will appear every 15 minutes for 20 seconds at a time on the screener, for a better viewing experience.

👉 Did you know? Each screener is protected by DRM and an individual watermark. They protect your content from piracy by deterring criminals from employing screen capture methods to illegally copy your video.

Account

Company

Staff

Films

Screeners ▾

Subtitles ▾

Markets

Jobs

/ Screeners / ABOUT VANLIFEView in Cinando >

Thumbnails ⓘ

Edit

Landscape

Poster

Cover

Screener Administration ⓘ

This screener is currently not shared.

Basic Information ⓘ

Edit

English title

ABOUT VANLIFE

Original title

None

Language

ENGLISH

Duration

120 minutes

Log line

Lorem ipsum dolor sit amet, consectetur adipiscing elit. Fusce eget dapibus lectus, id imperdiet libero. Sed vitae urna ante. Aliquam erat volutpat.

Viewing rights ⓘ

Edit

☒ Hide (On invitation only)

Grant direct access to all, or to specific groups

☐ All Cinando members

☐ Certified buyers

☐ Certified sales agents

☐ Certified festival programmers

☐ Europa Cinemas members

Press

☐ Grant direct access to certified journalists

Screening requests

☐ You allow all Cinando members not authorized directly to send you a request, which you can either accept or deny

Please note you will be able to send invitations immediately after the finalization of your upload. Invitations can be generated and sent in the dedicated page Send Invites in your administration interface (MyData).

Geo-blocking option

☐ Restrict access to countries where the film is listed as available

Please note that all the above settings will be valid once the upload of your screener is finalized and only after you have validated the encoding. You will then be able to check and update your settings at anytime via Cinando. It is important to remember that your screener will not be displayed anywhere before your validation of the encoding.

Player options

☐ Disable playback navigation bar (and prevent viewers from seeking backward/forward and jumping directly to a specific time point)

☐ Enable playback speed change

Individual watermark display

☒ Static (permanently on the left edge of the video)

☐ Moving (in a different corner for 20 seconds at a time, every 15 minutes the corner used is changed)

Please note that all the above settings will be valid once the upload of your screener is finalized and only after you have validated the encoding. You will then be able to check and update your settings at anytime via Cinando. It is important to remember that your screener will not be displayed anywhere before your validation of the encoding.

Screener Upload ⓘ

Please select a quality package ⓘ

You got a free screener code for a video library

Please, before proceeding with the upload, make sure your video file is compliant to our technical requirements.

Upload Screener

Step #7 - Select a quality package

Once you have set up the viewing rights, you will have to select a **quality package** for your screener.

The price of the quality package depends on:

- The quality of the encoding (either HD 720p or full HD 1080p)
- The storage duration (either 6 months or 1 year)

You will be able to renew your screener for a small fee after its expiration date.

👉 For an extra layer of security, you can choose the NexGuard Forensic Watermark.

This option will add invisible data to every video frame of your file and will allow to track from whom and from where the content was first leaked/pirated. This feature is avaiable at an extra cost (299€ per year).

Once you have selected a quality package, click on 'Upload Screener'. You will be redirected to the Upload page.

AccountCompanyStaffFilmsScreenersSubtitlesMarketsJobs

Screeners / ABOUT VANLIFEView in Cinando

ThumbnailsEdit

LandscapePoster

Cover

Screener Administration

This screener is currently not shared.

Basic InformationEdit

English titleABOUT VANLIFE

Original titleNone

LanguageENGLISH

Duration120 minutes

Log line

Lorem ipsum dolor sit amet, consectetur adipiscing elit. Fusce eget dapibus lectus, id imperdiet libero. Sed vitae urna ante. Aliquam erat volutpat.

Viewing rightsEdit

☒ Hide (On invitation only)

Grant direct access to all, or to specific groups

☐ All Cinando members

☐ Certified buyers

☐ Certified sales agents

☐ Certified festival programmers

☐ Europa Cinemas members

Press

☐ Grant direct access to certified journalists

Screening requests

☐ You allow all Cinando members not authorized directly to send you a request, which you can either accept or deny

☒ Please note you will be able to send invitations immediately after the finalization of your upload. Invitations can be generated and sent in the dedicated page Send Invites in your administration interface (MyData).

Geo-blocking option

☐ Restrict access to countries where the film is listed as available

☒ In order to activate this option, you first need to set the available countries in your film page. Kindly note that the restriction will apply to all above selected options (direct access screening requests).

Player options

☐ Disable playback navigation bar (and prevent viewers from seeking backward/forward and jumping directly to a specific time point)

☐ Enable playback speed change

Individual watermark display

☒ Static (permanently on the left edge of the video)

☐ Moving (in a different corner for 20 seconds at a time, every 15 minutes the corner used is changed)

☒ Please note that all the above settings will be valid once the upload of your screener is finalized and only after you have validated the encoding. You will then be able to check and update your settings at anytime via Cinando. It is important to remember that your screener will not be displayed anywhere before your validation of the encoding.

Screener Upload

Please select a quality package

You got a free screener code for a video library

Please, before proceeding with the upload, make sure your video file is compliant to our technical requirements.

UploadScreener

Step #8 - Upload your video file

Screener Upload

✕ Cancel

English title

A NICE SUMMER

Original title

UN BEL ÉTÉ

Upload your video file

File Upload

Please upload a file for A NICE SUMMER [TEST] - TV SERIES

Browse

Upload Region


Please select a location close to you to ensure a fast upload.

Select a location

▼

Upload

If you are having any issues uploading your film, please contact us at contactus@cinando.com.



Powered by Shift72

© SHIFT72

1. Click 'Browse' to upload a video file from your computer
2. Enter your location while making sure to select the closer location to your geographical region
3. Click 'Upload' (make sure not to close the window until the upload is finalized)

👉 Before uploading your video file, please make sure that it complies with our technical requirements. More information [here](#).

Step #9 - Validate your screener

Once the file has been successfully handled by our video partner Shift72, you will receive an email notification asking you to validate the screener.

In order to finalize the process and make the screener available on Cinando, click on the 'Validate' button in the bottom-right corner of the page.

You can either:

- Click 'Validate the screener' in the email to be automatically redirected to the screener page
- Or log into your Cinando account, go to your Screener Manager page (in MyData) and click on the 'Edit' icon located next to the screener that has to be validated

👉 Before validating your screener, check over your film carefully by pressing the Play button, and make sure that:

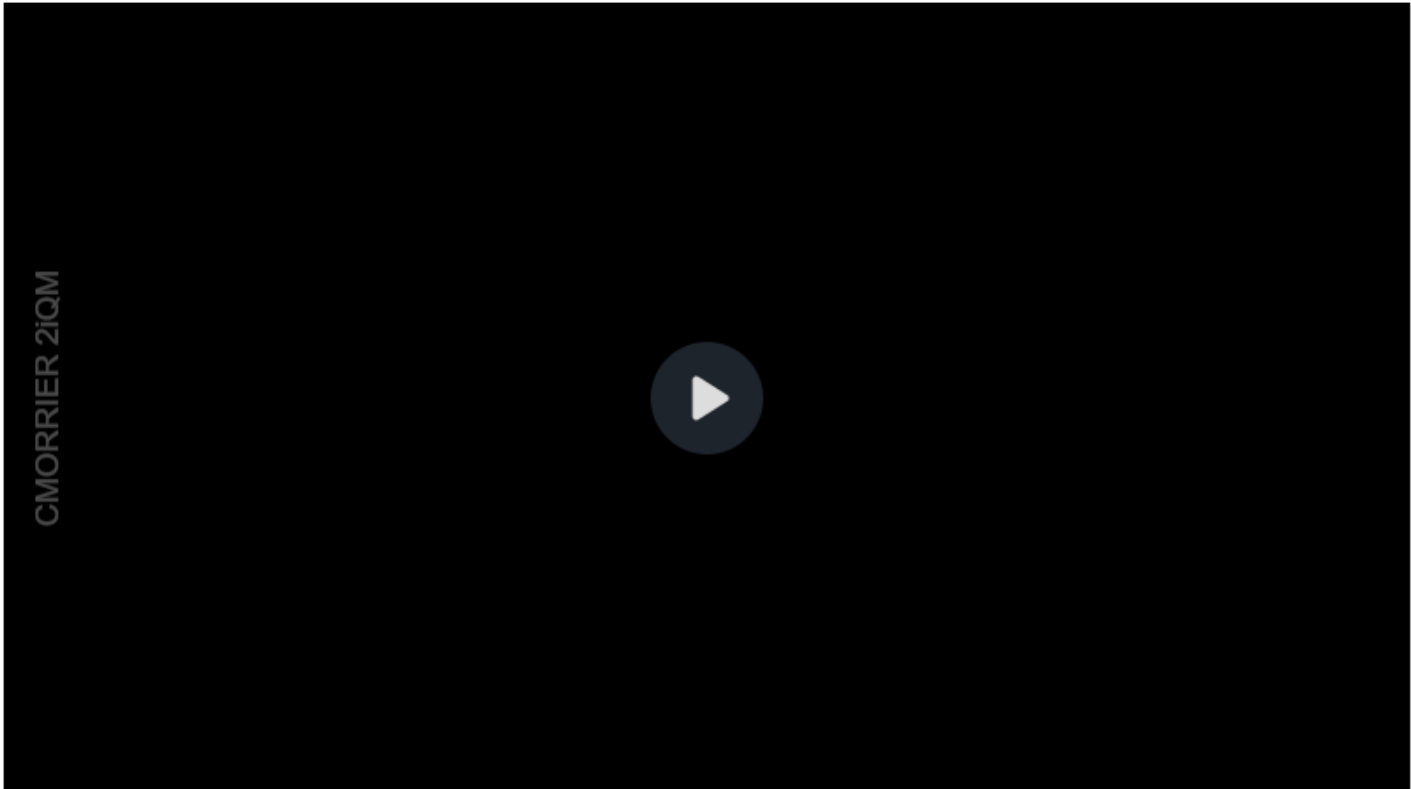
- Your film is in English or has English subtitles
- There are no test cards or blank sections
- The image and audio quality are good
- The image and sound are both synchronized
- The duration of the film is accurate

If everything is as it should be, you can click on 'Validate'.
Congratulations, your screener is now live on Cinando!

Should you encounter any issues with the file, please write to contactus@cinando.com

Screener Upload

Your screener is valid until 28-02-2023. [Click here to renew your screener.](#)

Screener title	Screener
CMORRIER 2IQM	

Your screener has finished encoding. In order to finalize the process and make the film available online, you must:

Check the film and make sure that:

- it is in English or has English subtitles
- there are no test cards or blank sections
- the image quality is good
- the sound quality is good
- the image and sound are synchronized
- the duration of the film is correct

Remember to test different parts of the screener to make sure that it works properly through the end. Please note that the film can buffer the very first time it is played.

If you have any problem, please check the converted file you have uploaded. If the file has a problem, please delete it from Cinando and upload a new one (mp4 h264) that fits the above parameters.

If the problem does not come from your file, please contact us at contactus@cinando.com

In case of problems : contactus@cinando.com

[✓ Validate](#)

Got a question?



Register at
cinando.com

Write to us at
contactus@cinando.com

Stay in touch
direct.me/cinando

CINANDO